
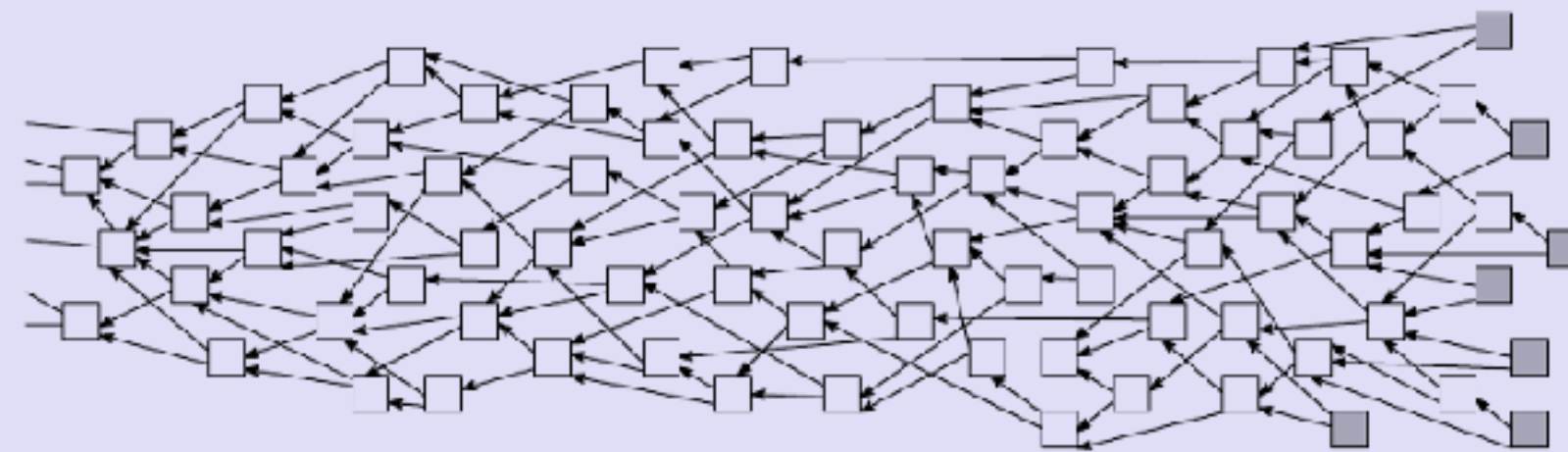




IOTA TUTORIAL 29

Sending sensor data to the tangle using MAM and Arduino Uno



INTRO

- In this tutorial I will demonstrate how to send DHT11 sensor data from an Arduino Uno to the tangle using Masked Authenticated Messaging.
- In tutorial 28 I have used the Raspberry Pi but in this tutorial I am using an Arduino Uno.

SEND SENSOR DATA TO TANGLE USING MAM

- A complete step-by-step guide how to send DHT11 sensor data from an Arduino Uno to the tangle using Masked Authenticated Messaging can be found at: https://www.mobilefish.com/developer/iota/iota_quickguide_arduino_mam.html
- The source code used in the guide can be found at: <https://github.com/robertlie/dht11-arduino-uno>

